





Giving to First Lutheran Church via Simply Giving

	<ul style="list-style-type: none"> Click on the Simply Giving logo <p>This is located near the bottom of the home page on the church website (www.firstlutherancr.org).</p>
---	---

<p>If you already have an account, log-in here.</p> 	<div style="border: 1px solid #ccc; padding: 5px; background-color: #f0f0f0;"> <p>Log In help</p> <p>Email Address: <input type="text"/></p> <p>Password: <input type="password"/></p> <p><input type="button" value="Log In"/></p> <p>Forgot your Email Address or Password?</p> </div> <div style="border: 1px solid #ccc; padding: 5px; background-color: #f0f0f0; margin-top: 5px;"> <p>Create Your Online Profile</p> <p><input type="button" value="Create Profile"/></p> </div>	<p>If you do not have an account, start one here.</p> 
---	--	---

<div style="border: 1px solid #ccc; padding: 5px; background-color: #f0f0f0;"> <p><input type="button" value="Add Transaction"/> <input type="button" value="Edit Account"/></p> </div> <div style="border: 1px solid #ccc; padding: 5px; background-color: #f0f0f0; margin-top: 5px;"> <p>My Scheduled Transactions</p> <table border="1" style="width: 100%; border-collapse: collapse;"> <thead> <tr> <th>Date</th> <th>Fund</th> <th>Amount</th> </tr> </thead> <tbody> <tr> <td>06/19/17</td> <td>Mission and Ministry</td> <td>1.00</td> </tr> </tbody> </table> </div> <div style="border: 1px solid #ccc; padding: 5px; background-color: #f0f0f0; margin-top: 5px;"> <p>My Transaction History</p> <p>Date Range: <input type="text" value="05/15/17"/> to <input type="text" value="06/19/17"/></p> <p>Fund: <input type="text" value="All Funds"/> <input type="button" value="Search"/></p> <table border="1" style="width: 100%; border-collapse: collapse;"> <thead> <tr> <th>Date</th> <th>ACH/CC</th> <th>Fund</th> <th>Amount</th> </tr> </thead> <tbody> <tr> <td>05/19/17</td> <td>CC</td> <td>Mission and Ministry</td> <td>1.00</td> </tr> </tbody> </table> </div>	Date	Fund	Amount	06/19/17	Mission and Ministry	1.00	Date	ACH/CC	Fund	Amount	05/19/17	CC	Mission and Ministry	1.00	<p>Once logged-in, transaction information associated with your account will appear.</p> <ul style="list-style-type: none"> Click on Add Transaction
Date	Fund	Amount													
06/19/17	Mission and Ministry	1.00													
Date	ACH/CC	Fund	Amount												
05/19/17	CC	Mission and Ministry	1.00												

<div style="border: 1px solid #ccc; padding: 5px; background-color: #f0f0f0;"> <p>Donations</p> <p>First Lutheran Church</p> <p>-Mission and Ministry: Amount: <input type="text" value="0.00"/> x</p> <p>Frequency: <input type="text" value="Choose One"/></p> <p>Start Date: <input type="text" value="06/15/17"/></p> <p>End Date: <input type="text"/> (optional)</p> <p>-Renewing God's House: Amount: <input type="text" value="0.00"/></p> <p>Frequency: <input type="text" value="Choose One"/></p> <p>Start Date: <input type="text" value="06/15/17"/></p> <p>End Date: <input type="text"/> (optional)</p> <p>Total: \$0.00</p> <p><input type="button" value="Back"/> <input type="button" value="Continue"/></p> </div> 	<p>The Donations page will appear.</p> <p>For general offerings, enter information in the "Mission & Ministry" area.</p> <p>For the Capital Campaign, enter information in the "Renewing God's House" area.</p> <ul style="list-style-type: none"> Enter the amount you want to give each time Enter the frequency <ul style="list-style-type: none"> One Time/Weekly/Biweekly/Monthly/Semi-Monthly See "Frequency Information" on the next page. Enter a Start date Enter an End date (<i>Capital Campaign only</i>) <i>The capital campaign officially runs from 6/18/17 to 6/18/20. However, please feel free to set start and end dates that meet your personal needs.</i> <ul style="list-style-type: none"> Click Continue
--	---

Frequency Information

For weekly giving, your start date will determine the day of the week for future transactions.
For monthly giving, your start date will determine the day of the month for future transactions.
For Biweekly giving, your gift will be repeated every other week, starting with the start date.
For Semi-monthly giving, 2 transactions will be setup – 1 on the 1st of the month and 1 on the 15th.

(If you would like different dates for your semi-monthly giving, contact the office for assistance.)

For a yearly gift, you will need to us the “One-Time” option each year.

View of Credit Card Screen

Donation Information

Account: **New Account - Credit/Debit Card**

VISA MasterCard DISCOVER American Express

Card Number:

Expiration Date:

Name Of Cardholder:


Use Profile Address

Billing Address 1:

Billing Address 2:

Billing City:

Billing State / Zip: /

I'm not a robot  reCAPTCHA
Privacy Terms

Note: Please review the information you entered carefully. Once you click the Process button your donation will be submitted.

The Donation Information page will appear.

- Use the **Account** drop-down menu to choose your payment method
 - Credit/Debit Card
 - Checking Account
 - Savings Account
- Fill in the necessary account information
- Place a check next to “I’m not a robot”
- Click on **Process**

View of Bank Account Screen

Donation Information

Account: **New Account - Checking**

Routing Number:

Account Number:

Sample

Joe Smith 1234
1234 AnyStreet Court
AnyCity, AA 12345 1234

Pay to the order of _____ Dollars

Bank Anywhere

123456789 123456789123 1234

Bank Routing Number Bank Account Number Check Number (Do not use)

For further assistance, please contact Tim Box at the church office.

Tel: 365-1494

Email: timb@firstlutherancr.org